


SNAPSHOT FOR THE FUTURE

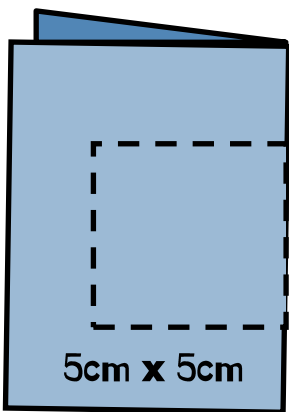


Imagine 50 years from now, children might visit your school or home and wonder what it was like to live there in the past.

Use a viewfinder to search out your favourite spot and capture it, either by taking a photo or by drawing what you see.

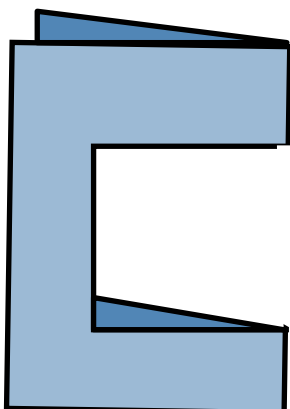
Ask a grown-up to help you write on the back of your drawing or photograph what makes it best for you, and then carefully store it somewhere safe as a snapshot for the future.

MAKE A VIEWFINDER



- 1 Fold a piece of card in half.
- 2 Draw a square touching the folded side.

4. Open up your card and use it to search out the best view for your drawing or photo.



- 3 Cut out the square leaving it joined at the top and bottom.

